



# CRÉDITOS OTORGADOS POR LÍNEA

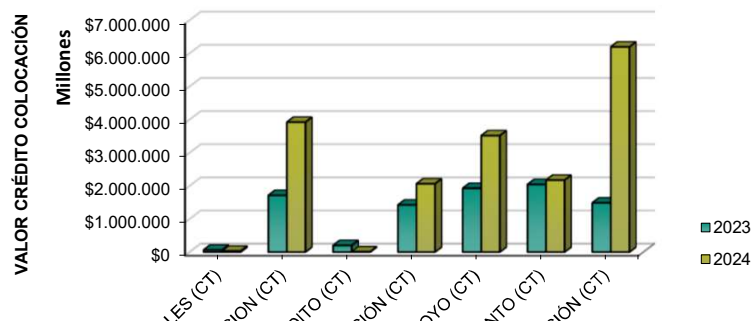
Detalle por Tipo de Cartera

Ene/2024 - Ago/2024

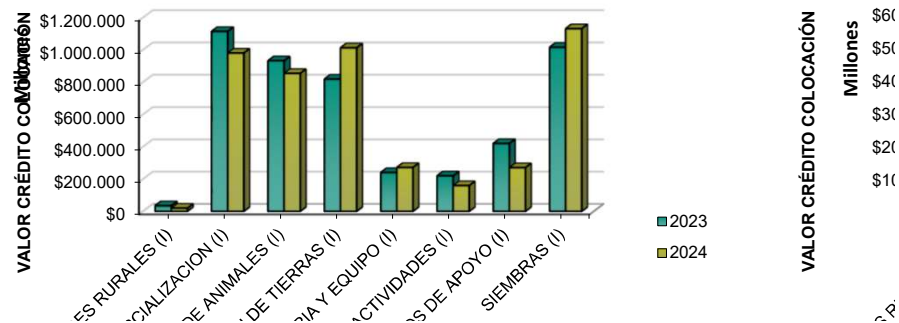
(Millones de \$)

	2023											
	AGROPECUARIA		REDESCUENTO		SUSTITUTA		TOTAL		AGROPECUARIA		REDESCUENTO	
	CANTIDAD	VALOR	CANTIDAD	VALOR	CANTIDAD	VALOR	CANTIDAD	VALOR	CANTIDAD	VALOR	CANTIDAD	VALOR
<b>Capital de Trabajo</b>	<b>351</b>	<b>\$17.767,46</b>	<b>101.310</b>	<b>\$1.896.130,53</b>	<b>108.335</b>	<b>\$6.943.261,39</b>	<b>209.996</b>	<b>\$8.857.159,37</b>	<b>46</b>	<b>\$8.473,56</b>	<b>73.984</b>	<b>\$1.358.533,43</b>
ACTIVIDADES RURALES (CT)	--	--	1.126	\$21.787,91	241	\$41.865,07	1.367	\$63.652,99	1	\$40,00	1.383	\$17.596,43
COMERCIALIZACION (CT)	4	\$620,00	4.651	\$198.528,71	7.585	\$1.514.106,18	12.240	\$1.713.254,89	3	\$440,00	4.058	\$96.772,96
MICROCRÉDITO (CT)	311	\$4.223,53	8.787	\$36.073,13	58.974	\$162.972,46	68.072	\$203.269,12	23	\$285,96	623	\$2.906,67
PRODUCCIÓN (CT)	21	\$8.816,02	23.285	\$713.270,79	6.763	\$700.034,46	30.069	\$1.422.121,28	12	\$6.673,60	23.909	\$663.583,23
SERVICIOS DE APOYO (CT)	1	\$700,00	584	\$140.149,61	5.719	\$1.785.625,01	6.304	\$1.926.474,61	--	--	213	\$15.658,91
SOSTENIMIENTO (CT)	13	\$3.207,90	62.515	\$670.753,33	25.797	\$1.367.598,97	88.325	\$2.041.560,21	7	\$1.034,00	43.661	\$549.027,37
TRANSFORMACIÓN (CT)	1	\$200,00	362	\$115.567,04	3.256	\$1.371.059,24	3.619	\$1.486.826,28	--	--	137	\$12.987,87
<b>Inversión</b>	<b>68</b>	<b>\$25.643,54</b>	<b>111.889</b>	<b>\$2.866.815,50</b>	<b>4.871</b>	<b>\$1.902.020,46</b>	<b>116.828</b>	<b>\$4.794.479,50</b>	<b>36</b>	<b>\$18.339,39</b>	<b>104.052</b>	<b>\$2.393.545,48</b>
ACTIVIDADES RURALES (I)	4	\$1.185,00	195	\$15.940,63	44	\$17.644,38	243	\$34.770,01	1	\$250,00	157	\$8.313,41
COMERCIALIZACION (I)	2	\$630,00	1.428	\$259.551,89	1.250	\$853.660,31	2.680	\$1.113.842,20	1	\$373,00	1.355	\$146.063,31
COMPRA DE ANIMALES (I)	24	\$7.655,29	37.564	\$813.330,31	1.220	\$111.028,55	38.808	\$932.014,14	13	\$3.251,00	31.401	\$723.256,49
INFRAEST Y ADECU DE TIERRAS (I)	9	\$2.192,38	8.114	\$531.259,93	714	\$285.080,32	8.837	\$818.532,62	10	\$5.091,02	11.114	\$456.483,63
MAQUINARIA Y EQUIPO (I)	3	\$1.063,22	3.141	\$129.471,14	353	\$109.776,92	3.497	\$240.311,28	--	--	3.441	\$118.292,34
OTRAS ACTIVIDADES (I)	4	\$4.251,00	7.180	\$156.482,89	113	\$58.755,90	7.297	\$219.489,79	2	\$1.962,00	6.020	\$134.249,09
SERVICIOS DE APOYO (I)	--	--	366	\$156.052,82	428	\$264.043,26	794	\$420.096,07	--	--	172	\$40.867,03
SIEMBRAS (I)	22	\$8.666,65	53.901	\$804.725,90	749	\$202.030,83	54.672	\$1.015.423,37	9	\$7.412,37	50.392	\$766.020,18
<b>Normalización de Cartera</b>	<b>614</b>	<b>\$17.392,62</b>	<b>25.888</b>	<b>\$386.636,60</b>	<b>769</b>	<b>\$1.448.743,07</b>	<b>27.271</b>	<b>\$1.852.772,29</b>	<b>702</b>	<b>\$32.611,81</b>	<b>37.231</b>	<b>\$576.412,13</b>
<b>TOTAL</b>	<b>1.033</b>	<b>\$60.803,62</b>	<b>239.087</b>	<b>\$5.149.582,63</b>	<b>113.975</b>	<b>\$10.294.024,91</b>	<b>354.095</b>	<b>\$15.504.411,16</b>	<b>784</b>	<b>\$59.424,76</b>	<b>215.267</b>	<b>\$4.328.491,04</b>

Capital de Trabajo



Inversión



ACTIVIDADES RURAL  
COMERCIALIZACI  
MICROCREDI  
PRODUCCION  
SERVICIOS DE APO  
SOSTENIMIENT  
TRANSFORMACI

**LINEA PRODUCCION**

10-sep-24

ACTIVIDADE  
COMERCI  
COMPRA DE  
INFRAEST Y ADECU  
MAQUINARI  
OTRAS A  
SERVICIO

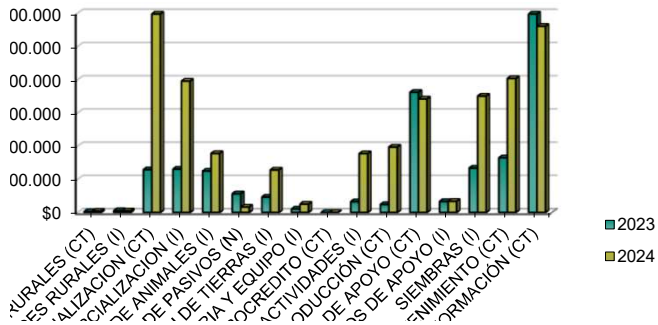
**LINEA PRODUCCION**

1

ACTIVIDADES  
ACTIVID.  
C

2024					
SUSTITUTA		TOTAL		2024 / 2023 CANTIDAD	2024 / 2023 VALOR
CANTIDAD	VALOR	CANTIDAD	VALOR		
<b>49.426</b>	<b>\$16.538.020,71</b>	<b>123.456</b>	<b>\$17.905.027,71</b>	<b>-41,21%</b>	<b>102,15%</b>
132	\$14.272,87	1.516	\$31.909,30	10,90%	-49,87%
7.611	\$3.823.521,12	11.672	\$3.920.734,08	-4,64%	128,85%
1.299	\$7.948,15	1.945	\$11.140,78	-97,14%	-94,52%
6.378	\$1.391.487,77	30.299	\$2.061.744,59	0,76%	44,98%
6.131	\$3.498.554,27	6.344	\$3.514.213,18	0,63%	82,42%
23.810	\$1.621.673,45	67.478	\$2.171.734,81	-23,60%	6,38%
4.065	\$6.180.563,09	4.202	\$6.193.550,96	16,11%	316,56%
<b>3.732</b>	<b>\$2.286.353,86</b>	<b>107.820</b>	<b>\$4.698.238,73</b>	<b>-7,71%</b>	<b>-2,01%</b>
24	\$10.501,88	182	\$19.065,29	-25,10%	-45,17%
1.220	\$833.654,24	2.576	\$980.090,55	-3,88%	-12,01%
638	\$127.640,76	32.052	\$854.148,24	-17,41%	-8,35%
640	\$550.828,13	11.764	\$1.012.402,78	33,12%	23,69%
298	\$153.447,34	3.739	\$271.739,68	6,92%	13,08%
43	\$22.860,76	6.065	\$159.071,85	-16,88%	-27,53%
350	\$229.822,51	522	\$270.689,54	-34,26%	-35,56%
519	\$357.598,24	50.920	\$1.131.030,80	-6,86%	11,39%
<b>1.634</b>	<b>\$2.803.174,40</b>	<b>39.567</b>	<b>\$3.412.198,34</b>	<b>45,09%</b>	<b>84,17%</b>
<b>54.792</b>	<b>\$21.627.548,98</b>	<b>270.843</b>	<b>\$26.015.464,78</b>	<b>-23,51%</b>	<b>67,79%</b>

### Normalización de Cartera



ADIC.  
COMERCIO  
COMERCI  
COMPRA D  
CONSOLIDACION L  
INFRAEST Y ADECU  
MAQUINARI  
MICRO  
OTRAS A  
PRC  
SERVICIOS L  
SERVICIO  
SOSTE  
TRANSFC

LINEA PRODUCCION

11:30:37